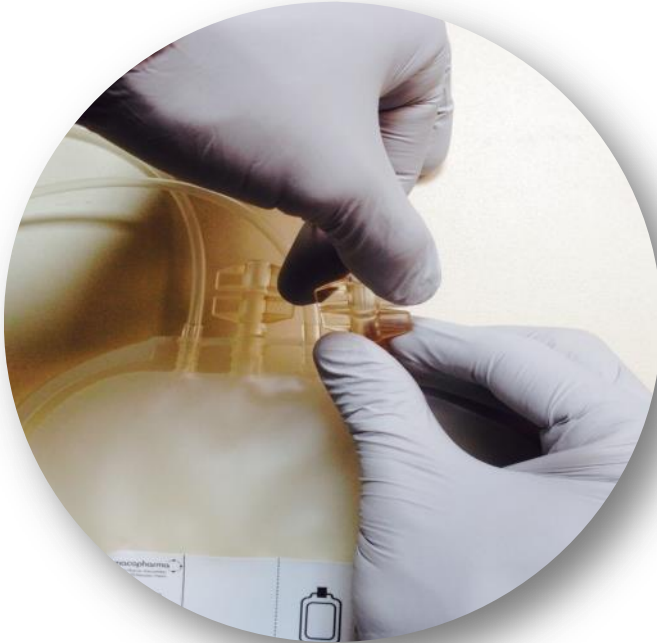





Macopharma Platelet Bag Port Opening Procedure



1

Remove the top part of the outlet port by gently applying pressure and twisting




2

Using your free hand, take the spike and engage into the port



3

Twist the spike to fully secure in port



4

Make sure that the spike is correctly inserted into the outlet port